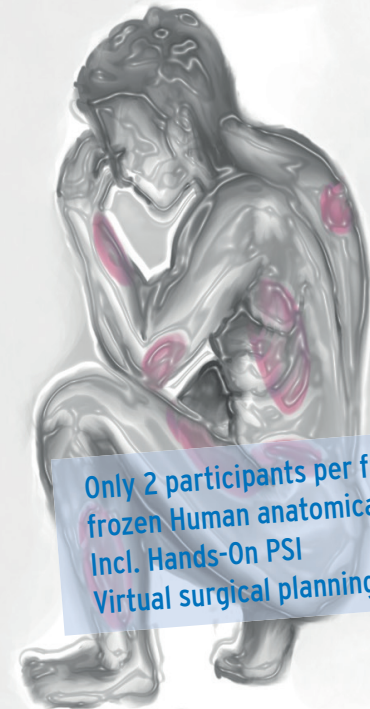
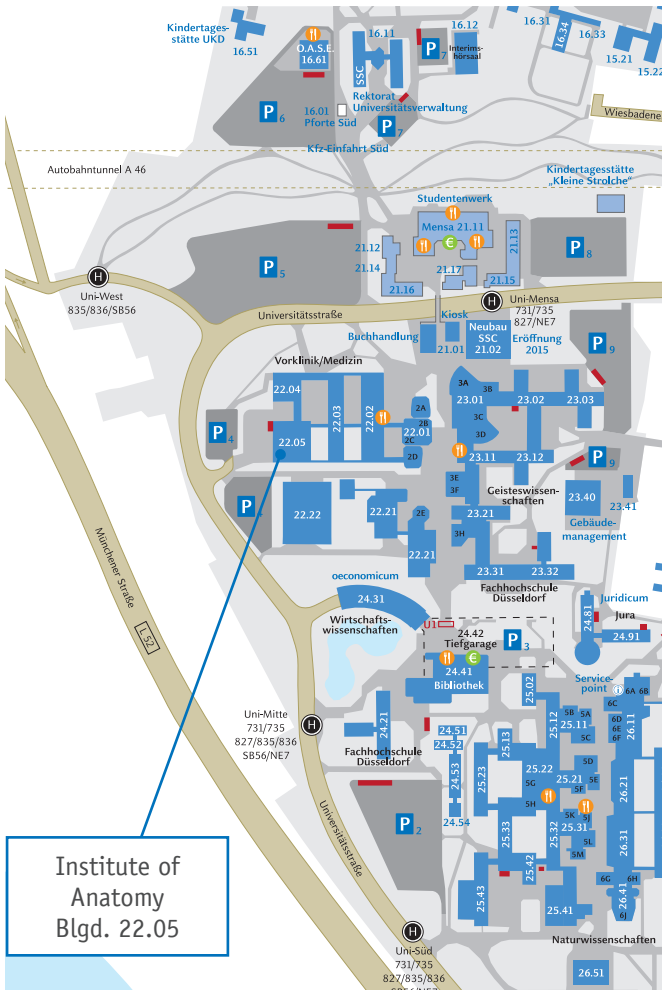




Location

Heinrich Heine University
Institute of Anatomy
Bldg. 22.05
Moorenstr.5
40225 Düsseldorf



Only 2 participants per fresh
frozen Human anatomical specimen!
Incl. Hands-On PSI
Virtual surgical planning



1st Duesseldorf International Microvascular Flap Course

Attendance is limited to max. 30 participants

May 10th - 12th 2018

Registration deadline: 9th April 2018

Department of Oral and Maxillofacial Surgery
Director: Univ.-Prof. Dr. N. R. Kübler

Dear colleagues,

We introduce the First Microvascular Course for Head and Neck Surgeons in the historic city of Duesseldorf. The course will take place in the Department of the Anatomical Institute of the University.

The 2.5 day lasting course is designed for surgeons and surgical trainees of all levels. The course will comprise lectures held by high- profile international speakers and has an emphasis on hands on dissection of commonly used flaps in Head and Neck.

The faculty from North America and Europe are world leaders with a huge experience in Head and Neck Reconstruction.



Course Chairman
PD Dr. Dr. M. Rana
Vice Director
Department of Oral and
Maxillofacial Surgery
University of Duesseldorf



Univ.- Prof. Dr. Dr. N. Kübler
Head of Department of Oral and
Maxillofacial Surgery
University of Duesseldorf



Prof. Dr. T. Filler
Executive Director of the Institute for
Molecular and Cellular Anatomy
University of Duesseldorf



Prof. Rui P. Fernandes -USA
MD, DMD, FACS, Chief of Head Neck
Surgery, University of Florida College of
Medicine Jacksonville
University of Florida College of Medicine,
Jacksonville Florida



Dr. Satyesh Parmar -UK
BChD, BMBS, BMed.Sci, FDSRCS, FRCS,
Consultant Oral and Maxillofacial / Head
and Neck / Reconstructive Surgeon -
University Hospital Birmingham United
Kingdom University Hospital, Birmingham



Dr. Ramin Ipaktchi
Vice Chairman Plastic Surgery
Hannover Medical School



Dr. Dr. Marius G Bredell
Private Practice and Winterthur Cantonal
Hospital, Maxillofacial and Oral Surgery



Dr. Felix Knapp
Senior Consultant ENT- Department
University Hospital Duesseldorf



Course Program

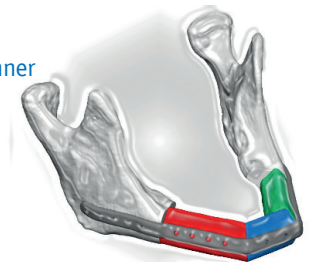
THURSDAY MAY 10th, 2018

08:00-08:10	Welcome address <i>N. Kuebler</i>
08:10-08:30	Course objectives, faculty introduction <i>M. Rana</i>
	Part 1 (Soft-tissue-reconstruction)
08:30-09:00	Microvascular soft-tissue reconstruction with local/regional flaps <i>R. Fernandes</i>
09:00-09:30	Flap monitoring and microvascular anastomosis <i>S. Parmar</i>
09:30-10:00	Coffee break
10:00-10:30	Radial forearm, upper lateral arm flap <i>F. Knapp</i>
10:30-11:00	Rectus Abdominis flap, DIEP-Flap, Anterolateral thigh/Vastus lateralis <i>R. Ipaktchi</i>
12:00-13:00	Lunch break
13:00-15:00	Flap raising <ul style="list-style-type: none">• Radial forearm,• upper lateral arm flap <i>All faculty</i>
15:00-15:30	Coffee break
15:30-18:30	Flap raising <ul style="list-style-type: none">• M. Rectus abdominis flap• DIEP-Flap, Anterolateral thigh/ Vastus lateralis <i>All faculty</i>

FRIDAY MAY 11th, 2018

Part 2 (Soft-and hard tissue-reconstruction)

08:30-09:00	Challenging maxillary and mandibular reconstruction following radiation therapy <i>S. Parmar</i>
09:00-09:30	Maxillary and mandibular reconstruction with a microvascular fibula flap using CAS <i>M. Rana</i>
09:30-10:00	Coffee break
10:00-10:30	Maxillary and mandibular reconstruction with a microvascular scapula flap <i>M. Bredell</i>
10:30-11:00	Maxillary and mandibular reconstruction with a microvascular DCIA flap <i>S. Parmar</i>
12:00-13:00	Lunch break / course photo
13:00-15:00	Flap raising <ul style="list-style-type: none">• M. Serratus flap• M. Lat. Dorsi flap• Scapular/Parascapular Flap <i>All faculty</i>
15:00-15:30	Coffee break
15:30-18:30	Flap raising <ul style="list-style-type: none">• Fibula flap• DCIA flap <i>All faculty</i>
20:00	Course dinner





SATURDAY MAY 12th, 2018

Part 3 (virtual surgical planning and computer-assisted surgery)

- 09:00-09:30 Virtual planning in in CMF reconstruction
M. Rana
- 09:30-12:00 Hands- On virtual planning with laptops, haptic device, incl. synbone models
All faculty
- 12:00-13:00 Lunch break
- 13:00-13:30 Perforator flaps
R. Fernandes
- 13.30:-15:45 Flap raising
• Demonstration CAD/CAM Fibula flap
• Perforator flaps (MCP, ALT e.g.)
• Free exercises
All faculty
- 15:45-16:00 Certificate distribution

Contact and Registration

PD Dr. Dr. M. Rana
Phone: + 49 211 81-07665
Rana@med.uni-duesseldorf.de

Agnes Jedig
Phone: + 49 211 81-18181
Agnes.Jedig@med.uni-duesseldorf.de

mkg@med.uni-duesseldorf.de

Course Language: English

Course Fee: 1100 Euro

Registration required in advance. We require 50% of course fee to be paid on registration and the remaining 50% until 9th April.

Bank account:

Universitätsklinikum Düsseldorf
Stadtsparkasse Düsseldorf
IBAN: DE 94 3005 0110 0010 001550
SWIFT-BIC: DUSSEDDXXX
Reference: 701350304

Please indicate:

“Flap raising course Duesseldorf”

Hotel Recommendation:

We reserved a contingent of 20 rooms for the participants in the HK- Hotel Duesseldorf ****.

Price: 73,00€ for single room incl. breakfast
93,00€ for double room incl. breakfast
After Registration we'll send you the keyword.

Please note, that the closing date for booking a hotel room is the 9th April.

A course dinner is planned on Friday!

Sponsoring

